


Mount Murchison State School (1511)

Queensland State School Reporting

2012 School Annual Report



Postal address	PO Box 610 Biloela 4715
Phone	(07) 4992 2253
Fax	(07) 4992 2341
Email	the.principal@mtmurchiss.eq.edu.au
Webpages	Additional reporting information pertaining to Queensland state schools is located on the My School website and the Queensland Government data website.
Contact Person	Mrs Kerry Deighton, Principal

Principal's foreword

Introduction

Welcome to Mt Murchison State School. The 2012 Annual Report provides a snapshot of our school by outlining the achievements of the past year and our planned future direction. Established 76 years ago, Mt Murchison State School provides modern education in a traditional setting and instils the values of community and learning as a partnership amongst its families. At our school students are treated as individuals and all learning is taken from where the child is. Our strong focus on multi-age teaching and the employment of additional teacher-aides has allowed us to deliver quality learning opportunities.

Parents are seen as partners in their child's education and are encouraged to play an active role in their learning. Mt Murchison State School is committed to:

- *Academic Excellence
- *Individualised Learning
- *Creative Thinking and
- *Providing a Safe & Supportive Learning Environment.

As principal of Mt Murchison State School it is my expectation that every child attending our school is here to learn and will learn. I believe all students are capable of achieving and staff and families are supported to ensure learning opportunities are maximised in a safe and productive setting.

School progress towards its goals in 2012

The staff, parents, students and community of Mt Murchison State School work together, to achieve excellence in modern education within a traditional setting. We provide high quality education that assists our students to love learning, develop judgement and a sense of responsibility, understand the past and prepare to embrace the future. We engage our students in real life curriculum to equip them for their future and enable them to contribute to a socially, economically and culturally vibrant society.

During 2012 we progressed our key priorities by:

- ✓ Continuing to focus on reading as our core business as it underpins all other learning
- ✓ Emphasising the explicit teaching of literacy and numeracy concepts
- ✓ Analysing systemic and internal data to respond to individual and cohort needs
- ✓ Maintaining momentum for School Wide Positive Behaviour Support
- ✓ Full implementation of Queensland Curriculum Assessment and Reporting Framework and implementation of the Australian Curriculum in the Areas of English, Mathematics, Science and preparing for the implementation of history in 2013

Future outlook

Mt Murchison is focusing on building on the foundations which have recently been laid to foster a true sense of Community. We live in an ever-changing world and many of the careers and vocations that our current students will undertake don't presently exist. Our ongoing challenge is to offer educational programs that suitably equip our students for a future that will be significantly different from our past. In 2012 we have continued to refine our "Core Principles" – those things that are important to us as a school community in an ongoing capacity.

Mount Murchison State School (1511)
Queensland State School Reporting
2012 School Annual Report



For Mount Murchison these are:

- ✓ growing a stronger sense of community
- ✓ providing curriculum challenges for all
- ✓ being inclusive in our practices
- ✓ providing flexible learning environments
- ✓ differentiating curriculum offerings
- ✓ encouraging life-long learning
- ✓ skilling our students to be active citizens
- ✓ developing a professional learning community

Mount Murchison State School (1511)

Queensland State School Reporting

2012 School Annual Report



School Profile

Coeducational or single sex: Coeducational

Year levels offered in 2012: Prep - Year 7

Total student enrolments for this school:

	Total	Girls	Boys	Enrolment Continuity (Feb – Nov)
2010	10	7	3	48%
2011	9	5	4	89%
2012	15	7	8	69%

Student counts are based on the Census (August) enrolment collection.

Characteristics of the student body:

Mt Murchison State School is situated in a rural area 8kms outside of Biloela. The majority of families attending our school are Australian born, speak English as a first language and belong to a Christian religion. Some of our school population identify as indigenous. Students come to our school from the rural area and from in the township of Biloela.

Average Class sizes

Phase	Average Class Size		
	2010	2011	2012
Prep – Year 3	13	9	13
Year 4 – Year 7	8	3	3

School Disciplinary Absences

Disciplinary Absences	Count of Incidents		
	2010	2011	2012
Short Suspensions - 1 to 5 days	<5	0	0
Long Suspensions - 6 to 20 days	0	0	0
Exclusions	0	0	0
Cancellations of Enrolment	0	0	0

Mount Murchison State School (1511)

Queensland State School Reporting

2012 School Annual Report



Curriculum offerings

At Mt Murchison we deliver the 8 Key Learning Areas (KLA's) of Mathematics, English, Science, Studies of Society & the Environment, Visual Arts and Performing Arts (Music), Technology and Physical Education. To complement and enhance the teaching of the KLA's the school provides distinctive curriculum to cater for the learning needs of all our students.

These include:

- ✓ Individual Education Programs
- ✓ Information Literacy for Lifelong Learning
- ✓ Integration of Information Communication Technologies (ICT's) in the classroom
- ✓ Classroom Music Program
- ✓ Swimming Program

The students at Mt Murchison participate in visiting a local aged facility and are engaged in a variety of activities with the residents. These activities include cooking, art, sport and reading. Our students have also participated in a Fun Run, Arts Council performances and art activities for the Callide Show. In 2012 we continued with an end of term event where students and families have the opportunity to mingle while also extending the child's learning experience.

Information technologies are used in a variety of ways at Mt Murchison School. They are embedded in many activities, such as the use of power points for presentations and educational software as a tool for revision. The interactive whiteboard is regularly used as a feature of lessons. Students are also able to access reading and maths programs available on the computers as extension to their classroom work. We are fortunate at Mount Murchison that, we have a ratio greater than 1:1 of computers and iPads for our students.

Social climate

A positive and supportive environment is provided by all stakeholders to ensure student needs are catered to and their learning opportunities enhanced. Celebration of student achievements are regularly shared through school community channels e.g. Newsletter, parades, local newspaper etc. Positive behaviour management intervention programs are implemented.

The school's comprehensive behaviour program is complimented by the work of our School Chaplain as well as our You Can Do It program. We have a vision statement 'Success through Respect' which challenges us to create a learning community based on values. Each person is recognised as a unique individual with special qualities to share. We all have a right to be respected and a responsibility to respect each other. Therefore, we do not tolerate bullying or harassment in any form. All members of our community are committed to ensuring a safe and supportive environment which promotes personal growth and fosters positive self-esteem for all. We aim to maintain a setting in which everyone feels valued and respected and where individual differences are appreciated, understood and accepted. At Mt Murchison State School we support victims and perpetrators by:

- Providing counselling support
- Conducting bully interviews (e.g. method of shared concern)
- Increased supervision of at risk areas
- Social skills programs targeting victims and perpetrators

We enjoy a high ratio of student/teacher and student/teacher aide. Our school community believes that shared ownership and responsibility for a positive social climate leads to the development and sustainability of a caring, supportive environment where all members feel safe, welcome and ready to learn.


Parent, student and staff satisfaction with the school

Mount Murchison State School has developed a culture that is very supportive of all groups – students, staff, volunteers and visitors. Our school community believes that shared ownership and responsibility for a positive social climate leads to the development and sustainability of a caring, supportive environment where all members feel safe, welcome and ready to learn. Teachers maintain classroom environments that are child centred and supportive of the social and emotional development of all students. In the 2012 School Opinion Survey, our parent satisfaction was higher than the state average and like schools and our staff morale is lower than the state's mean.

Mount Murchison State School (1511)

Queensland State School Reporting

2012 School Annual Report


Performance measure *(Nationally agreed items shown*)*

Percentage of parents/caregivers who agree that:	2012 [#]
their child is getting a good education at school	100.0%
this is a good school	100.0%
their child likes being at this school*	100.0%
their child feels safe at this school*	100.0%
their child's learning needs are being met at this school*	100.0%
their child is making good progress at this school*	100.0%
teachers at this school expect their child to do his or her best*	100.0%
teachers at this school provide their child with useful feedback about his or her school work*	100.0%
teachers at this school motivate their child to learn*	100.0%
teachers at this school treat students fairly*	100.0%
they can talk to their child's teachers about their concerns*	100.0%
this school works with them to support their child's learning*	100.0%
this school takes parents' opinions seriously*	100.0%
student behaviour is well managed at this school*	100.0%
this school looks for ways to improve*	100.0%
this school is well maintained*	100.0%


Performance measure *(Nationally agreed items shown*)*

Percentage of students who agree that:	2012 [#]
they are getting a good education at school	100.0%
they like being at their school*	85.7%
they feel safe at their school*	100.0%
their teachers motivate them to learn*	100.0%
their teachers expect them to do their best*	100.0%
their teachers provide them with useful feedback about their school work*	85.7%

Mount Murchison State School (1511)

Queensland State School Reporting

2012 School Annual Report



teachers treat students fairly at their school*	100.0%
they can talk to their teachers about their concerns*	85.7%
their school takes students' opinions seriously*	100.0%
student behaviour is well managed at their school*	83.3%
their school looks for ways to improve*	100.0%
their school is well maintained*	83.3%
their school gives them opportunities to do interesting things*	85.7%

Performance measure (Nationally agreed items shown*)

Percentage of school staff who agree:	2012 [#]
that they have good access to quality professional development	80.0%
with the individual staff morale items	96.7%

* Nationally agreed student and parent/caregiver items were incorporated in the School Opinion Survey in 2012.

[#] Percentage of respondents who Somewhat Agree, Agree or Strongly Agree with the statement. Due to changes to the School Opinion Surveys in 2012, comparisons with results for previous years are not recommended.

DW = Data withheld to ensure confidentiality.


Involving parents in their child's education

There is an 'open door' policy at Mt Murchison so parents are aware that they are always welcome, and their opinions are valued. We maintain open communication between the school and parents through the use of devices such as the weekly newsletter, emails and letters homes. Parents are encouraged to attend classes and special event days such as combine sports or any Arts Council function we may be attending.

Mount Murchison State School (1511)

Queensland State School Reporting

2012 School Annual Report



Reducing the school's environmental footprint

Data is sourced from school's annual utilities return and is reliant on the accuracy of these returns.

In 2012 Mount Murchison continued being a green school and students are actively encouraged to use recycling measures within the school. Any scraps from lunch go to the chickens and we have applied for a grant to increase the number of solar panels we have in the school.

	Environmental footprint indicators	
	Electricity kWh	Water kL
2009-2010	21,500	0
2010-2011	8,480	383
2011-2012	10,379	491

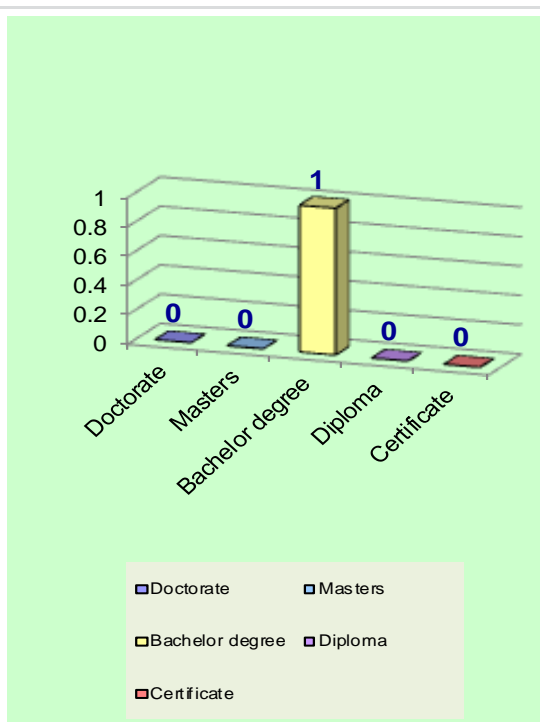
Performance of our students

Staff composition, including Indigenous staff

2012 Workforce Composition	Teaching Staff	Non-teaching Staff	Indigenous Staff
Headcounts	1	5	0
Full-time equivalents	1	1.6	0

Qualifications of all teachers

Highest level of attainment	Number of classroom teachers and school leaders at the school
Doctorate	0
Masters	0
Bachelor degree	1
Diploma	0
Certificate	0



Expenditure on and teacher participation in professional development

The total funds expended on teacher professional development in 2012 were \$14773.70.

The major professional development initiatives are as follows:

- Reading – staff were involved in a Seven Steps presentation,
- First Steps in Reading
- Basic annual staff training in Child Protection and Code of Conduct
- Webinars & teleconferences
- On-line training and courses
- Professional discussion lists
- Peer presentations and mentoring opportunities
- One School training
- Continued training and up skilling in the areas of using Interactive White Boards to enhance teaching and learning, and Literacy and Numeracy.

The proportion of the teaching staff involved in professional development activities during 2012 was 100%.

Performance of our students

Average staff attendance

2010 2011 2012

Staff attendance for permanent and temporary staff and school leaders.

100% 98.6% 100%

Proportion of staff retained from the previous school year

From the end of the previous school year, 100% of staff was retained by the school for the entire 2012 school year.

School income broken down by funding source

School income broken down by funding source is available via the My School website at <http://www.myschool.edu.au/>.

To access our income details, click on the *My School* link above. You will then be taken to the *My School* website with the following 'Find a school' text box.

Find a school

Search by school name

Search by suburb, town or postcode

Sector Government
 Non-government

Where it says 'Search by school name', type in the name of the school you wish to view, and select <GO>. Read and follow the instructions on the next screen; you will be asked to accept the **Terms of Use** and Privacy Policy before being given access to the school's My School entry web page.

School financial information is available by selecting 'School finances' in the menu box in the top left corner of the school's entry web page. If you are unable to access the internet, please contact the school for a paper copy of income by funding source.

Performance of our students

Key student outcomes

Student attendance	2010	2011	2012
The overall attendance rate for the students at this school (shown as a percentage).	91%	96%	91%
The overall attendance rate in 2012 for all Queensland state Primary schools was 93%.			

Student attendance rate for each year level (shown as a percentage)

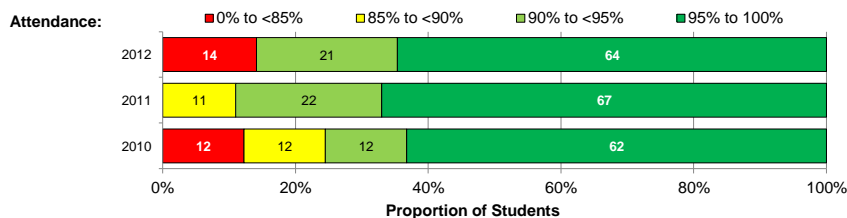
	Year 1	Year 2	Year 3	Year 4	Year 5	Year 6	Year 7
2010	DW	DW	DW	DW	DW	DW	DW
2011	DW	DW	DW	DW	DW	DW	DW
2012	DW	DW	DW	DW	DW	DW	DW

DW = Data withheld to ensure confidentiality.

Student attendance is a continually focus for the school as we aspire to achieve closer to the 2011 whole school percentage again.

Student Attendance Distribution

The proportions of students by attendance range.



Description of how non-attendance is managed by the school

Non-attendance is managed in state schools in line with the DET policies, SMS-PR-029: Managing Student Absences and SMS-PR-036: Roll Marking in State Schools, which outline processes for managing and recording student attendance and absenteeism.

The teacher completes the attendance record morning and afternoon each day. When a child is late for school the teacher marks this in the roll and then follows up with the parents or care givers as soon as possible. If a child has developed a pattern of absence, a number of consecutive unexplained days or has a significant number of absences; contact is made with the parents. This contact will be by telephone in the first instance and will be followed up by a letter if the absence continues. Parents are encouraged to meet with the school administration staff to discuss the issues that are impeding attendance.

Performance of our students

National Assessment Program – Literacy and Numeracy (NAPLAN) results – our reading, writing, spelling, grammar and punctuation, and numeracy results for the Years 3, 5, 7 and 9.

In 2012 we only had 2 Year 5 students enrolled to participate in the NAPLAN testing program. Due to the small number of students (and no Year 3 or Year 7 students) the student performance data is withheld on the below site.

Since 2010 we have had 100% of our tested students at or above the National Minimum Standards in Writing.

We use NAPLAN data alongside other assessment data to determine learning goals for individual students.

Our reading, writing, spelling, grammar and punctuation, and numeracy results for the Years 3, 5, 7 and 9 are available via the My School website at <http://www.myschool.edu.au/>.

To access our NAPLAN results, click on the *My School* link above. You will then be taken to the *My School* website with the following 'Find a school' text box.

Find a school

Search by school name

Search by suburb, town or postcode

Sector Government
 Non-government

Where it says '**Search by school name**', type in the name of the school whose NAPLAN results you wish to view, and select **<GO>**.

Read and follow the instructions on the next screen; you will be asked to accept the **Terms of Use** and Privacy Policy before being able to access NAPLAN data.

If you are unable to access the internet, please contact the school for a paper copy of our school's NAPLAN results.

Achievement – Closing the Gap

In accordance with the EEO privacy provisions, the 'less than 5' rule has been applied in our school as the Indigenous student numbers are less than five. We continue to work proactively with our students and families at Mt Murchison as we strive to consistently improve outcomes for our students.